




ANNEX 7

Form 1.0 REPORT ON RANKING OF DELIVERY UNITS

Department/Agency: Metropolitan Manila Development Authority (MMDA)

I. Summary of Information Required

1.1 Total No. of Bureau/Offices/Attached Agencies/Delivery Units: <u>14</u>
1.2 Total No. Bureau/Offices/Attached Agencies/Delivery Units that achieved their performance targets: <u>14</u>
1.3 Total No. of Filled Positions as of December 31, 2018: <u>4,187</u>
1.4 Total No. of Officials and Employees Entitled to PBB: <u>4,089</u>
1.5 Total Amount Required for Payment of PBB: <u>PHP 35,397,192.56</u>


DANILO DELAPUZ LIM 
Chairman 
MMDA



Agency : METROPOLITAN MANILA DEVELOPMENT AUTHORITY (MMDA)

Summary of Information Required

Total No. of Delivery Units : 14
 Total No. of Delivery Units that achieved their performance targets : 14
 No. of Delivery Units by Performance Ranking:
 Best DUs (10%) = 1 (Delivery Units)
 Better DUs (25%) = 3 (Delivery Units)
 Good DUs (65%) = 10 (Delivery Units)

Total No. of Filled Positions as of December 31, 2018 : 4,187
 Total No. of Officials and Employees Entitled to PBB : 4,089
 Total Amount Required for Payment of PBB : 35,397,192.56

Ranking	No. of DU	Name of Delivery Unit	No. of Officials and Employees Entitled to PBB	Total Requirement
BEST	1	METRO PARKWAY CLEARING	718	5,179,057.07
	(8.10)	GROUP/ENVIRONMENTAL MANAGEMENT DIVISION	718	5,179,057.07
Sub-Total				
BETTER	1	ADMINISTRATIVE SERVICE	152	1,915,013.29
	2	TRAFFIC DISCIPLINE OFFICE (ENFORCEMENT GROUP)	1,553	11,695,790.43
	4	OFFICE OF THE AGM FOR PLANNING	28	716,669.82
	(8.6)		1,733	14,327,473.55
Sub-Total				
GOOD	1	OFFICE OF THE CHAIRMAN/OFFICE OF THE DEPUTY CHAIRMAN	94	1,199,572.40
	2	OFFICE OF THE GENERAL MANAGER	38	608,872.25
	3	OFFICE OF THE AGM FOR FINANCE AND ADMINISTRATION	11	116,738.00
	4	FINANCE SERVICE	78	1,048,582.10
	5	OFFICE OF THE AGM FOR OPERATIONS	106	1,004,123.60
	6	HPSEPO - PUBLIC SAFETY AND ENVIRONMENTAL PROTECTION SERVICE GROUP	33	472,770.00
	7	HPSEPO - HEALTH AND SANITATION SERVICES GROUP	61	517,317.75
	8	SOLID WASTE MANAGEMENT OFFICE	73	1,022,086.45
	9	FLOOD CONTROL AND SEWERAGE MANAGEMENT OFFICE	620	5,303,619.40
	10	TRAFFIC DISCIPLINE OFFICE (SUPPORT GROUP)	524	4,596,980.00
	(8.13)		1,638	15,890,661.95
Sub-Total				
Agency Head	DANILO DELAPUZ LIM		Council Chairman IV and 31	128,809.20
Grand Total			4,089	35,397,192.56