

QUARTERLY REPORT OF REVENUE AND OTHER RECEIPTS


As at the Quarter Ending June 30, 2022

Department : Allocations to Local Government Units
 Agency : Metropolitan Manila Development Authority
 Operating Unit : < not applicable >
 Organization Code (UACS) : 36 001 0000000
 Fund Cluster : 05 - Internally Generated Funds


Classification/Sources of Revenue and Other Receipts	UACS CODE	REVENUE TARGET (Annual) (per BESF)	Actual Revenue and Other Receipts Collections					Cumulative Remittance/Deposits to Date			Variance		Remarks
			1st Quarter Ending March 31	2nd Quarter Ending June 30	3rd Quarter Ending Sept. 30	4th Quarter Ending Dec. 31	Total	Remittance to BTr	Deposited with AGDB	TOTAL	Amount	%	
1	2	3	4	5	6	7	8=[(6+(-)7)-8+9]	9	10	11=(9+10)	12=(8-3)	13=(12/3)	14
Internally Generated Funds		5,369,243,000.00	245,342,856.68	2,581,547,084.70	0.00	0.00	2,826,889,941.38	0.00	2,826,889,941.38	2,826,889,941.38	(2,542,353,058.62)	-47 %	
Revenue Collections		5,369,243,000.00	244,771,615.63	2,566,949,218.77	0.00	0.00	2,811,720,834.40	0.00	2,811,720,834.40	2,811,720,834.40	(2,557,522,165.60)	-48 %	
Cash Revenue		5,369,243,000.00	244,771,615.63	2,566,947,741.57	0.00	0.00	2,811,719,357.20	0.00	2,811,719,357.20	2,811,719,357.20	(2,557,523,642.80)	-48 %	
Non-Tax		5,369,243,000.00	244,771,615.63	2,566,947,741.57	0.00	0.00	2,811,719,357.20	0.00	2,811,719,357.20	2,811,719,357.20	(2,557,523,642.80)	-48 %	
Other Permit Fees	4020101099	2,196,000.00	1,846,047.94	1,317,170.88	0.00	0.00	3,163,218.82	0.00	3,163,218.82	3,163,218.82	967,218.82	44 %	
Registration Fees	4020102000	125,000.00	95,500.00	12,000.00	0.00	0.00	107,500.00	0.00	107,500.00	107,500.00	(17,500.00)	-14 %	
Clearance Fees	4020104001	1,253,000.00	628,110.00	541,800.00	0.00	0.00	1,169,910.00	0.00	1,169,910.00	1,169,910.00	(83,090.00)	-7 %	
Supervision and Regulation Enforcement Fees	4020107000	400,000.00	317,000.00	13,000.00	0.00	0.00	330,000.00	0.00	330,000.00	330,000.00	(70,000.00)	-18 %	
Other Verification and Authentication Fees	4020111099	1,000.00	0.00	2.00	0.00	0.00	2.00	0.00	2.00	2.00	(998.00)	-100 %	
Other Service Income	4020199099	4,648,000.00	14,803,977.69	1,254,898.19	0.00	0.00	16,058,675.88	0.00	16,058,675.88	16,058,675.88	11,410,675.88	245 %	
Seminar/Training Fees	4020204000	0.00	0.00	791,700.00	0.00	0.00	791,700.00	0.00	791,700.00	791,700.00	791,700.00	0 %	
Fines and Penalties - Business Income	4020223000	126,565,000.00	37,307,040.00	134,570,641.00	0.00	0.00	171,877,681.00	0.00	171,877,681.00	171,877,681.00	45,312,681.00	36 %	
Subsidy from National Government	4030101000	759,096,000.00	189,773,940.00	189,773,667.00	0.00	0.00	379,547,607.00	0.00	2,237,506,000.00	2,237,506,000.00	(379,548,393.00)	-50 %	
Assistance from Local Government Units	4030103000	4,474,959,000.00	0.00	2,237,506,000.00	0.00	0.00	2,237,506,000.00	0.00	379,547,607.00	379,547,607.00	(2,237,453,000.00)	-50 %	
Sale of Unserviceable Property	4060102000	0.00	0.00	1,167,062.50	0.00	0.00	1,167,062.50	0.00	1,167,062.50	1,167,062.50	1,167,062.50	0 %	
Non-Cash Revenue		0.00	0.00	1,477.20	0.00	0.00	1,477.20	0.00	1,477.20	1,477.20	1,477.20	0 %	
Non-Tax		0.00	0.00	1,477.20	0.00	0.00	1,477.20	0.00	1,477.20	1,477.20	1,477.20	0 %	
Other Business Income	4020299099	0.00	0.00	1,477.20	0.00	0.00	1,477.20	0.00	1,477.20	1,477.20	1,477.20	0 %	
Non-Revenue Collections/Other Receipts		0.00	571,241.05	14,597,865.93	0.00	0.00	15,169,106.98	0.00	15,169,106.98	15,169,106.98	15,169,106.98	0 %	
Cash Receipts		0.00	571,241.05	13,386,264.23	0.00	0.00	13,957,505.28	0.00	13,957,505.28	13,957,505.28	13,957,505.28	0 %	
Others		0.00	571,241.05	13,386,264.23	0.00	0.00	13,957,505.28	0.00	13,957,505.28	13,957,505.28	13,957,505.28	0 %	
Petty Cash	1010102000	0.00	0.00	3,615.51	0.00	0.00	3,615.51	0.00	3,615.51	3,615.51	3,615.51	0 %	
Due from Officers and Employees	1030502000	0.00	238,237.04	0.00	0.00	0.00	238,237.04	0.00	238,237.04	238,237.04	238,237.04	0 %	
Other Receivables	1030599000	0.00	31,605.81	12,959,743.46	0.00	0.00	12,991,349.27	0.00	12,991,349.27	12,991,349.27	12,991,349.27	0 %	
Advances for Special Disbursing Officer	1990103000	0.00	132,477.53	422,905.26	0.00	0.00	555,382.79	0.00	555,382.79	555,382.79	555,382.79	0 %	
Guaranty Deposits	1990302000	0.00	31,090.26	0.00	0.00	0.00	31,090.26	0.00	31,090.26	31,090.26	31,090.26	0 %	
Government Equity	3010101000	0.00	111,753.89	0.00	0.00	0.00	111,753.89	0.00	111,753.89	111,753.89	111,753.89	0 %	
Miscellaneous Income	4060999000	0.00	26,076.52	0.00	0.00	0.00	26,076.52	0.00	26,076.52	26,076.52	26,076.52	0 %	
Non-Cash Receipts		0.00	0.00	1,211,601.70	0.00	0.00	1,211,601.70	0.00	1,211,601.70	1,211,601.70	1,211,601.70	0 %	
Collections effected through outright deductions from claims		0.00	0.00	1,211,601.70	0.00	0.00	1,211,601.70	0.00	1,211,601.70	1,211,601.70	1,211,601.70	0 %	

Department : Allocations to Local Government Units
 Agency : Metropolitan Manila Development Authority
 Operating Unit : < not applicable >
 Organization Code (UACS) : 36 001 0000000
 Fund Cluster : 05 - Internally Generated Funds

Classification/Sources of Revenue and Other Receipts	UACS CODE	REVENUE TARGET (Annual) per BESF	Actual Revenue and Other Receipts Collections					Cumulative Remittance/Deposits to Date			Variance		Remarks
			1st Quarter Ending March 31	2nd Quarter Ending June 30	3rd Quarter Ending Sept. 30	4th Quarter Ending Dec. 31	Total	Remittance to BTr	Deposited with AGDB	TOTAL	Amount	%	
1	2	3	4	5	6	7	8=[6+(-)7]-8+9]	9	10	11=(9+10)	12=(8-3)	13=(12/3)	14
Other Receivables	1030599000	0.00	0.00	18,804.34	0.00	0.00	18,804.34	0.00	18,804.34	18,804.34	18,804.34	0 %	
Due to BIF	2020101000	0.00	0.00	12,634.30	0.00	0.00	12,634.30	0.00	12,634.30	12,634.30	12,634.30	0 %	
Other Payables	2999999000	0.00	0.00	503,212.15	0.00	0.00	503,212.15	0.00	503,212.15	503,212.15	503,212.15	0 %	
Government Equity	3010101000	0.00	0.00	449,640.24	0.00	0.00	449,640.24	0.00	449,640.24	449,640.24	449,640.24	0 %	
Basic Salary - Civilian	5010101001	0.00	0.00	216,674.35	0.00	0.00	216,674.35	0.00	216,674.35	216,674.35	216,674.35	0 %	
PERA - Civilian	5010201001	0.00	0.00	10,636.32	0.00	0.00	10,636.32	0.00	10,636.32	10,636.32	10,636.32	0 %	
TOTAL		5,369,243,000.00	245,342,856.68	2,581,547,084.70	0.00	0.00	2,826,889,941.38	0.00	2,826,889,941.38	2,826,889,941.38	(2,542,353,058.62)	-47 %	

Certified Correct:

 ANTONETTE FONGTANGCO
 Chief Accountant
 Date: 2022-07-28 09:17:21


Recommending Approval:
 MARIA CAROLINA M. SALGADO
 OIC, Office of the AGM for Finance and Administration
 Date: 2022-07-28 23:38:02

Approved By:

 ENGR. BALTAZAR N. MELGAR
 OIC, MMDA
 Date: 2022-07-28 23:49:44

QUARTERLY REPORT OF REVENUE AND OTHER RECEIPTS
As at the Quarter Ending June 30, 2022


Department : Allocations to Local Government Units
 Agency : Metropolitan Manila Development Authority
 Operating Unit : < not applicable >
 Organization Code (UACS) : 36 001 0000000
 Fund Cluster : 07 - Trust Receipts

Classification/Sources of Revenue and Other Receipts	UACS CODE	REVENUE TARGET (Annual) per BESF	Actual Revenue and Other Receipts Collections					Cumulative Remittance/Deposits to Date			Variance		Remarks
			1st Quarter Ending March 31	2nd Quarter Ending June 30	3rd Quarter Ending Sept. 30	4th Quarter Ending Dec. 31	Total	Remittance to BTr	Deposited with AGDB	TOTAL	Amount	%	
1	2	3	4	5	6	7	8=[(6+(-7))-8+9]	9	10	11=(9+10)	12=(8-3)	13=(12/3)	14
Trust Receipts		0.00	1,650,050.00	1,561,791,162.45	0.00	0.00	1,563,441,212.45	0.00	1,563,441,212.45	1,563,441,212.45	1,563,441,212.45	0 %	
Inter-Agency Transferred Funds (IATF) Deposited with the National Treasury		0.00	0.00	1,559,000,000.00	0.00	0.00	1,559,000,000.00	0.00	1,559,000,000.00	1,559,000,000.00	1,559,000,000.00	0 %	
DICT - Establishment of the NCR Regional Ring; NCR Fiber Optic Backbone		0.00	0.00	1,100,000,000.00	0.00	0.00	1,100,000,000.00	0.00	1,100,000,000.00	1,100,000,000.00	1,100,000,000.00	0 %	
DOTR - EDSA Busway Project		0.00	0.00	459,000,000.00	0.00	0.00	459,000,000.00	0.00	459,000,000.00	459,000,000.00	459,000,000.00	0 %	
Trust Receipts Deposited with Authorized Government Depository Banks (AGDB)		0.00	1,650,050.00	2,791,162.45	0.00	0.00	4,441,212.45	0.00	4,441,212.45	4,441,212.45	4,441,212.45	0 %	
Cash Bond		0.00	10,000.00	70,000.00	0.00	0.00	80,000.00	0.00	80,000.00	80,000.00	80,000.00	0 %	
Bid Document		0.00	1,640,000.00	1,027,000.00	0.00	0.00	2,667,000.00	0.00	2,667,000.00	2,667,000.00	2,667,000.00	0 %	
Service Fee Certification		0.00	50.00	30.00	0.00	0.00	80.00	0.00	80.00	80.00	80.00	0 %	
Bid Bond		0.00	0.00	1,167,062.50	0.00	0.00	1,167,062.50	0.00	1,167,062.50	1,167,062.50	1,167,062.50	0 %	
Seminar Fee (Management and Road Safety Orientation)		0.00	0.00	6,000.00	0.00	0.00	6,000.00	0.00	6,000.00	6,000.00	6,000.00	0 %	
Bloomberg - Union Project		0.00	0.00	521,069.95	0.00	0.00	521,069.95	0.00	521,069.95	521,069.95	521,069.95	0 %	
TOTAL		0.00	1,650,050.00	1,561,791,162.45	0.00	0.00	1,563,441,212.45	0.00	1,563,441,212.45	1,563,441,212.45	1,563,441,212.45	0 %	

Certified Correct:

 ANTONETTE P. ONGTANGCO
 Chief Accountant
 Date: 2022-07-28 09:17:21

Recommending Approval:

 MARIA CAROLINA M. SALGADO
 OIC, Office of the AGM for Finance and Administration
 Date: 2022-07-28 23:38:02

Approved By:

 ENGR. BALTAZAR N. MELGAR
 OIC, MMDA
 Date: 2022-07-28 23:49:44