


**SUMMARY OF APPROPRIATIONS, ALLOTMENTS, OBLIGATIONS, DISBURSEMENTS AND BALANCES BY OBJECT OF EXPENDITURES**  
As at the Quarter Ending June 30, 2022


Department: Allocations to Local Government Units  
 Agency/Entity: Metropolitan Manila Development Authority  
 Operating Unit: < not applicable >  
 Organization Code (UACS): 36 001 0000000  
 Fund Cluster: 02 Foreign Assisted Projects Fund  
 (e.g. UACS Fund Cluster: 01-Regular Agency Fund, 02-Foreign Assisted Projects Fund, 03-Special Account-Locally Funded/Domestic Grants Fund, and 04-Special Account-Foreign Assisted/Foreign Grants Fund)


	Current Year Appropriations
	Supplemental Appropriations
X	Continuing Appropriations

Particulars	UACS CODE	Appropriations			Allotments					Obligations					Disbursements					Balances			
		Authorized Appropriations	Adjustments (Transfer To/From, Modifications/ Augmentations)	Adjusted Appropriations	Allotments Received	Adjustments (Reductions, Modifications/ Augmentations)	Transfer To	Transfer From	Adjusted Allotments	1st Quarter Ending March 31	2nd Quarter Ending June 30	3rd Quarter Ending Sept. 30	4th Quarter Ending Dec. 31	TOTAL	1st Quarter Ending March 31	2nd Quarter Ending June 30	3rd Quarter Ending Sept. 30	4th Quarter Ending Dec. 31	TOTAL	Unreleased Appropriations	Unobligated Allotments	Unpaid Obligations (15-20)+(23-24)	
		3	4	5=(3+4)	6	7	8	9	10=[(6+)-]7 -8+9]	11	12	13	14	15=(11+12+13+14)	16	17	18	19	20=(16+17+18+19)	21=(5-10)	22=(10-15)	23	24
SUMMARY		525,627,291.00	0.00	525,627,291.00	525,627,291.00	0.00	0.00	0.00	525,627,291.00	9,126,300.00	89,152,386.00	0.00	0.00	99,280,686.00	7,147,807.00	17,096,272.00	0.00	0.00	24,245,879.00	0.00	427,346,655.00	74,034,807.00	0.00
1. CONTINUING APPROPRIATIONS		525,627,291.00	0.00	525,627,291.00	525,627,291.00	0.00	0.00	0.00	525,627,291.00	9,126,300.00	89,152,386.00	0.00	0.00	99,280,686.00	7,147,807.00	17,096,272.00	0.00	0.00	24,245,879.00	0.00	427,346,655.00	74,034,807.00	0.00
1. Agency Specific Budget		525,627,291.00	0.00	525,627,291.00	525,627,291.00	0.00	0.00	0.00	525,627,291.00	9,126,300.00	89,152,386.00	0.00	0.00	99,280,686.00	7,147,807.00	17,096,272.00	0.00	0.00	24,245,879.00	0.00	427,346,655.00	74,034,807.00	0.00
Capital Outlay		525,627,291.00	0.00	525,627,291.00	525,627,291.00	0.00	0.00	0.00	525,627,291.00	9,126,300.00	89,152,386.00	0.00	0.00	99,280,686.00	7,147,807.00	17,096,272.00	0.00	0.00	24,245,879.00	0.00	427,346,655.00	74,034,807.00	0.00
Investment Outlay	5060100000	525,627,291.00	0.00	525,627,291.00	525,627,291.00	0.00	0.00	0.00	525,627,291.00	9,126,300.00	89,152,386.00	0.00	0.00	99,280,686.00	7,147,807.00	17,096,272.00	0.00	0.00	24,245,879.00	0.00	427,346,655.00	74,034,807.00	0.00
Investment in Government-Owned and/or Controlled	5060101000	525,627,291.00	0.00	525,627,291.00	525,627,291.00	0.00	0.00	0.00	525,627,291.00	9,126,300.00	89,152,386.00	0.00	0.00	99,280,686.00	7,147,807.00	17,096,272.00	0.00	0.00	24,245,879.00	0.00	427,346,655.00	74,034,807.00	0.00
Other Infrastructure Assets	5060101099	525,627,291.00	0.00	525,627,291.00	525,627,291.00	0.00	0.00	0.00	525,627,291.00	9,126,300.00	89,152,386.00	0.00	0.00	99,280,686.00	7,147,807.00	17,096,272.00	0.00	0.00	24,245,879.00	0.00	427,346,655.00	74,034,807.00	0.00
GRAND TOTAL		525,627,291.00	0.00	525,627,291.00	525,627,291.00	0.00	0.00	0.00	525,627,291.00	9,126,300.00	89,152,386.00	0.00	0.00	99,280,686.00	7,147,807.00	17,096,272.00	0.00	0.00	24,245,879.00	0.00	427,346,655.00	74,034,807.00	0.00

Certified Correct:  
  
 RUBENA PELEGRINO  
 MMDA Budget Officer  
 Date: 2022-07-28 22:55:43

Certified Correct:  
  
 ANTONETTE ONGTANSICO  
 Chief Accountant  
 Date: 2022-07-28 22:55:43

Recommending Approval:  
  
 MARIA CAROLINA M. SALGADO  
 OIC, Office of the AGM for Finance and Administration  
 Date: 2022-07-28 23:00:19

Approved By:  
  
 ENGR. BALTAZAR N. MELGAR  
 OIC, MMDA  
 Date: 2022-07-29 08:33:42