


QUARTERLY PHYSICAL REPORT OF OPERATION
As of March 31, 2022


Department : Allocations to Local Government Units
 Agency : Metropolitan Manila Development Authority
 Operating Unit : < not applicable >
 Organization Code (UACS) : 36 001 0000000

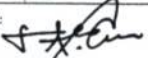
Particulars	UACS CODE	Physical Target (Budget Year)					Physical Accomplishment (Budget Year)					Variance	Remarks
		1st Quarter	2nd Quarter	3rd Quarter	4th Quarter	Total	1st Quarter	2nd Quarter	3rd Quarter	4th Quarter	Total		
1	2	3	4	5	6	7	8	9	10	11	12	13	14
METROPOLITAN MANILA SOLID WASTE MANAGEMENT	3101000000000000												
OO : Ecological, safe and efficient solid waste disposal and management													
Outcome Indicators													
1. Available capacity of current landfill space		Available space for the next 10 years	Available space for the next 10 years	Available space for the next 10 years	Available space for the next 10 years	Available space for the next 10 years	11 years and 10 months				11 years and 10 months	+1 year and 10 months	Based on actual volume disposed (Jan. to March 2022) Remaining capacity and life span as of April 1, 2022 for 3 SLFs - 68.78 Million cu.m. 11 years & 10 mos. Note: Additional 1 year more & 10 months due to San Mateo SLF expansion area.
2. Percentage of solid waste diverted as a result of recycling activities of LGUs		64%	64%	64%	64%	64% diversion rate	55.67%				55.67%	-8.33%	The 55.67% reflects the 2021 accomplishment. As of 11 March 2022, the LGUs of Metro Manila have not submitted their Quarterly Reports
3. Percentage compliance of landfills of ECC requirements and other environmental regulations		100% compliant	100% compliant	100% compliant	100% compliant	100% compliant	100% compliant				100% compliant		MMDA monitors the landfill operation with regards to environmental compliance to RA 9003 and ECC conditions
Output Indicators													
1. Percentage of daily reports on sanitary landfills filed		36 (100%)	36 (100%)	36 (100%)	36 (100%)	156 (100%)	39 reports (100%)				39 reports (100%)		Daily activities reports of 3 SLFs are submitted weekly to OBDG
2. Number of monitoring activities conducted on sanitary landfills		24 monitoring/ inspections	24 monitoring/ inspections	24 monitoring/ inspections	24 monitoring/ inspections	96 monitoring/ inspections	24 monitoring/ inspections (100%)				24 monitoring/ inspections (100%)		Twice a week inspections conducted by our field personnel for 3 landfills including 1 transfer station
3. Number of information, education campaign on solid waste management conducted		60 seminars conducted	60 seminars conducted	60 seminars conducted	60 seminars conducted	240 seminars	14 face to face/ webinars and 141 views via YouTube with a total of 155 IEC seminars				14 face to face/ webinars and 141 views via YouTube with a total of 155 IEC seminars		The accomplishment was exceeded by 1458% because the 14 face to face and online IEC was supplemented by 141 YouTube views under the contactless and technology-based IEC SWMO program.
METROPOLITAN MANILA TRAFFIC MANAGEMENT PROGRAM	3201000000000000												
OO : Safe and smooth flow of traffic in Metro Manila thoroughfares													
Outcome Indicators													
1. Decrease in average travel time along major thoroughfares		2.44 mins/km	2.44 mins/km	2.44 mins/km	2.44 mins/km	2.44 mins/km	2.06 mins/km				2.06 mins/km	+0.37 mins/km	Improvements of travel time & travel speed can be attributed due to implementation of amber coding scheme in the afternoon peak hour from 5pm to 8pm as of December 2021. The implementation of several transportation projects such as the EDSA Bus Carousel, No Contact Apprehension, Rationalized Bus Routes, and Flyover Completion has also helped to enhance traffic flow.
2. Average time to resolve traffic obstruction along Metro Manila major thoroughfares		15 mins	15 mins	15 mins	15 mins	15 mins	15 mins				15 mins		
3. Percentage decrease of corruption reported in		5% reduction in reported cases	5% reduction in reported cases	5% reduction in reported cases	5% reduction in reported cases	20% reduction in reported cases	99.70% reduction (8 cases out of 2,624 Traffic Enforcers)				99.70% reduction (8 cases out of 2,624 Traffic Enforcers)	94.70% (99.70% - 5.00%)	The baseline is 23 reported cases out of target 2300 Traffic Enforcers = 1.00. For the first quarter of 2022, total cases is 8 over 2,624 actual number of Traffic Enforcers which is 0.00, or equivalent to 99.70% reduction of cases. Comparing target of 5.0% and 99.70% actual will give us the variance of +94.70%. The recorded cases in the first quarter is brought about by trending/viral posts in social media. By "Motu Proprio", even without formal filing of complaint if the evidence is strong with

Department : Allocations to Local Government Units
 Agency : Metropolitan Manila Development Authority
 Operating Unit : < not applicable >
 Organization Code (UACS) : 36 001 0000000

Particulars	UACS CODE	Physical Target (Budget Year)					Physical Accomplishment (Budget Year)					Variance	Remarks
		1st Quarter	2nd Quarter	3rd Quarter	4th Quarter	Total	1st Quarter	2nd Quarter	3rd Quarter	4th Quarter	Total		
1	2	3	4	5	6	7	8	9	10	11	12	13	14
3. Percentage decrease of corruption reported in traffic operations		5% reduction in reported cases	5% reduction in reported cases	5% reduction in reported cases	5% reduction in reported cases	20% reduction in reported cases	99.70% reduction (8 cases out of 2,624 Traffic Enforcers)				99.70% reduction (8 cases out of 2,624 Traffic Enforcers)	94.70% (99.70% - 5.00%)	probable cause, the Agency itself will investigate the case and will serve as the complainant. This shows that MMDA recognizes the complains of our Metro Citizens even in the social media and aims to cleanse the Traffic Enforcers group.
Output Indicators													
1. Percentage of traffic obstructions/ accident reports responded to within fifteen (15) minutes		95%	96%	97%	100%	100%	100%				100%		
2. Number and percentage of traffic constables deployed at designated major intersections and thoroughfares at all times		100% (2,200 traffic constables)	100% (2,200 traffic constables)	100% (2,200 traffic constables)	100% (2,200 traffic constables)	100% (2,200 traffic constables)	119% (2,624 Traffic Enforcers)				119% (2,624 Traffic Enforcers)	+19% (424 Traffic Enforcers)	Last Year, MMDA has been diligent in hiring Traffic Auxiliary. Furthermore, people are already vaccinated and wants to get a livelihood or job.
3. Percentage of reliability of traffic signal lights, countdown timers and CCTVs		97%	97%	97%	97%	97%	97%				97%		100% reliability cannot be attained due to on-going Traffic Signalization Project.
METROPOLITAN MANILA FLOOD CONTROL PROGRAM	3301000000000000												
OO: Flood mitigation assured													
Outcome Indicators													
1. Time of flood water subsidence (for rainfall intensity of less than 40mm/hr)		within 15 mins	within 15 mins	within 15 mins	within 15 mins	within 15 mins	subsided within 11 minutes				subsided within 11 minutes	+4 minutes	Shortest recession time that have been recorded for all major thoroughfares subsided within 11 mins (for rainfall intensity of less than 40mm/hr)
2. Percentage decrease in flooded areas		2.86%	3.10%	3.10%	2.94%	12%	3.51%				3.51%	-0.65%	Percentage decrease in flooded areas is being attained by the implementation of the annual Flood Mitigating Projects and the full operations of regular maintenance on all drainage systems.
Output Indicators													
1. Percentage reliability of all pumping stations and Effective Flood Control Operation System		100%	100%	100%	100%	100%	100%				100%		
2. Percentage of waterways and drainage systems declogged and desludged		24.70%	25.59%	25.56%	24.15%	100%	30.29%				30.29%	+5.59%	Continuous full operations of regular maintenance before the onset of rainy season maintaining the positive variance of this indicator.
3. Projects completed within the contract time		10.31%	15.46%	25.77%	48.45%	100%	17.52%				17.52%	-7.21%	Various projects has been implemented for the first quarter resulted to +7.21% variance. See attached detailed status of intra Projects as of March 31, 2022.

Prepared By: 
 LUISA P. AMADOR
 MMDA, Planning Officer
 2022-04-29 08:26:11

In coordination with:

 MARIA CAROLINA M. SALGADO
 OIC, AGM for Finance and Administration
 2022-04-29 08:26:11

Approved By: 
 ATTY. ROMANDO S. ARTES, CPA
 Chairman, MMDA
 2022-04-29 08:29:08