

QUARTERLY REPORT OF REVENUE AND OTHER RECEIPTS


As at the Quarter Ending September 30, 2021


Department : Allocations to Local Government Units  
 Agency : Metropolitan Manila Development Authority  
 Operating Unit : < not applicable >  
 Organization Code (UACS) : 36 001 0000000  
 Fund Cluster : 05 - Internally Generated Funds


Classification/Sources of Revenue and Other Receipts	UACS CODE	REVENUE TARGET (Annual) per BESF	Actual Revenue and Other Receipts Collections					Cumulative Remittance/Deposits to Date			Variance		Remarks
			1st Quarter Ending March 31	2nd Quarter Ending June 30	3rd Quarter Ending Sept. 30	4th Quarter Ending Dec. 31	Total	Remittance to BTr	Deposited with AGDB	TOTAL	Amount	%	
1	2	3	4	5	6	7	8=[6+(-)7]-8+9]	9	10	11=(9+10)	12=(8-3)	13=(12/3)	14
Internally Generated Funds		5,212,039,000.00	1,223,515,734.56	1,316,384,248.95	1,219,873,608.96	0.00	3,759,773,590.47	0.00	3,759,773,590.47	3,759,773,590.47	(1,452,265,409.53)	-28 %	
Revenue Collections		5,212,039,000.00	1,221,046,217.11	1,315,443,256.51	1,218,584,722.31	0.00	3,755,074,194.93	0.00	3,755,074,194.93	3,755,074,194.93	(1,456,964,805.07)	-28 %	
Cash Revenue		5,212,039,000.00	1,221,046,217.11	1,315,438,861.33	1,218,584,652.71	0.00	3,755,069,731.15	0.00	3,755,069,731.15	3,755,069,731.15	(1,456,969,268.85)	-28 %	
Non-Tax		5,212,039,000.00	1,221,046,217.11	1,315,438,861.33	1,218,584,652.71	0.00	3,755,069,731.15	0.00	3,755,069,731.15	3,755,069,731.15	(1,456,969,268.85)	-28 %	
Other Permit Fees	4020101099	4,186,000.00	1,256,962.62	1,251,861.42	840,841.38	0.00	3,349,665.42	0.00	3,349,665.42	3,349,665.42	(836,334.58)	-20 %	
Registration Fees	4020102000	36,000.00	78,000.00	18,000.00	2,500.00	0.00	98,500.00	0.00	98,500.00	98,500.00	62,500.00	174 %	
Clearance Fees	4020104001	2,806,000.00	433,470.00	376,890.00	437,220.00	0.00	1,247,580.00	0.00	1,247,580.00	1,247,580.00	(1,558,420.00)	-56 %	
Supervision and Regulation Enforcement Fees	4020107000	275,000.00	271,000.00	37,000.00	7,000.00	0.00	315,000.00	0.00	315,000.00	315,000.00	40,000.00	15 %	
Other Verification and Authentication Fees	4020111099	8,000.00	1,007.50	210.00	0.00	0.00	1,217.50	0.00	1,217.50	1,217.50	(6,782.50)	-85 %	
Other Service Income	4020199099	12,137,000.00	778,082.99	788,660.91	1,804,618.33	0.00	3,141,230.23	0.00	3,141,230.23	3,141,230.23	(8,995,769.77)	-74 %	
Fines and Penalties - Business Income	4020223000	276,941,000.00	42,122,975.00	31,185,715.00	31,176,195.00	0.00	104,484,845.00	0.00	104,484,845.00	104,484,845.00	(172,456,155.00)	-62 %	
Subsidy from National Government	4030101000	554,080,000.00	138,520,749.00	138,520,749.00	92,347,168.00	0.00	369,388,684.00	0.00	369,388,684.00	369,388,684.00	(184,691,316.00)	-33 %	
Assistance from Local Government Units	4030103000	4,361,670,000.00	1,037,584,000.00	1,143,228,000.00	1,090,381,000.00	0.00	3,271,193,000.00	0.00	3,271,193,000.00	3,271,193,000.00	(1,090,377,000.00)	-25 %	
Sale of Unserviceable Property	4060102000	0.00	0.00	61,875.00	1,788,154.00	0.00	1,850,029.00	0.00	1,850,029.00	1,850,029.00	1,850,029.00	0 %	
Non-Cash Revenue		0.00	0.00	4,394.18	69.60	0.00	4,463.78	0.00	4,463.78	4,463.78	4,463.78	0 %	
Non-Tax		0.00	0.00	4,394.18	69.60	0.00	4,463.78	0.00	4,463.78	4,463.78	4,463.78	0 %	
Other Business Income	4020299099	0.00	0.00	4,394.18	69.60	0.00	4,463.78	0.00	4,463.78	4,463.78	4,463.78	0 %	
Non-Revenue Collections/Other Receipts		0.00	2,469,517.45	940,993.44	1,288,884.85	0.00	4,699,395.54	0.00	4,699,395.54	4,699,395.54	4,699,395.54	0 %	
Cash Receipts		0.00	2,469,517.45	563,178.99	723,244.11	0.00	3,755,938.55	0.00	3,755,938.55	3,755,938.55	3,755,938.55	0 %	
Others		0.00	2,469,517.45	563,178.99	723,244.11	0.00	3,755,938.55	0.00	3,755,938.55	3,755,938.55	3,755,938.55	0 %	
Petty Cash	1010102000	0.00	30,987.22	164,408.37	24,477.50	0.00	219,873.09	0.00	219,873.09	219,873.09	219,873.09	0 %	
Receivables - Disallowances/Charges	1030501000	0.00	119,948.86	209,744.62	419,489.24	0.00	749,182.72	0.00	749,182.72	749,182.72	749,182.72	0 %	
Due from Officers and Employees	1030602000	0.00	93.45	55,815.92	0.00	55,909.37	0.00	55,909.37	55,909.37	55,909.37	55,909.37	0 %	
Other Receivables	1030599000	0.00	5,820.66	12,578.43	11,870.52	0.00	30,067.61	0.00	30,067.61	30,067.61	30,067.61	0 %	
Advances for Special Disbursing Officer	1990103000	0.00	88,488.23	176,354.12	61,590.93	0.00	326,433.28	0.00	326,433.28	326,433.28	326,433.28	0 %	
Guaranty Deposits	1990302000	0.00	0.00	0.00	150,000.00	0.00	150,000.00	0.00	150,000.00	150,000.00	150,000.00	0 %	
Other Payables	2999999000	0.00	2,224,472.48	0.00	0.00	0.00	2,224,472.48	0.00	2,224,472.48	2,224,472.48	2,224,472.48	0 %	
Non-Cash Receipts		0.00	0.00	377,818.45	585,840.54	0.00	943,456.99	0.00	943,456.99	943,456.99	943,456.99	0 %	
Collections effected through outright deductions from claims		0.00	0.00	377,818.45	585,840.54	0.00	943,456.99	0.00	943,456.99	943,456.99	943,456.99	0 %	
Other Receivables	1030599000	0.00	0.00	71,961.88	55,792.62	0.00	127,354.50	0.00	127,354.50	127,354.50	127,354.50	0 %	

Department : Allocations to Local Government Units  
 Agency : Metropolitan Manila Development Authority  
 Operating Unit : < not applicable >  
 Organization Code (UACS) : 36 001 0000000  
 Fund Cluster : 05 - Internally Generated Funds

Classification/Sources of Revenue and Other Receipts	UACS CODE	REVENUE TARGET (Annual) per BESF	Actual Revenue and Other Receipts Collections					Cumulative Remittance/Deposits to Date			Variance		Remarks
			1st Quarter Ending March 31	2nd Quarter Ending June 30	3rd Quarter Ending Sept. 30	4th Quarter Ending Dec. 31	Total	Remittance to BTr	Deposited with AGDB	TOTAL	Amount	%	
1	2	3	4	5	6	7	8=[(6+(-)7)-8+9]	9	10	11=(9+10)	12=(8-3)	13=(12/3)	14
Other Payables	2999999000	0.00	0.00	173,020.89	47,044.87	0.00	220,065.76	0.00	220,065.76	220,065.76	220,065.76	0 %	
Government Equity	3010101000	0.00	0.00	105,548.28	119,244.31	0.00	224,792.59	0.00	224,792.59	224,792.59	224,792.59	0 %	
Basic Salary - Civilian	5010101001	0.00	0.00	24,412.65	316,467.89	0.00	340,880.34	0.00	340,880.34	340,880.34	340,880.34	0 %	
PERA - Civilian	5010201001	0.00	0.00	3,272.75	27,091.05	0.00	30,363.80	0.00	30,363.80	30,363.80	30,363.80	0 %	
<b>TOTAL</b>		<b>5,212,039,000.00</b>	<b>1,223,515,734.56</b>	<b>1,316,384,248.95</b>	<b>1,219,873,606.96</b>	<b>0.00</b>	<b>3,759,773,590.47</b>	<b>0.00</b>	<b>3,759,773,590.47</b>	<b>3,759,773,590.47</b>	<b>(1,462,265,409.53)</b>	<b>-28 %</b>	

Certified Correct:  
  
 ANTONETTE F. ONGTANGCO  
 OIC-Accounting Division  
 Date: 2021-10-22 13:40:49


Recommending Approval:  
  
 ATTY. ROMANDO S. ARTES, CPA  
 AGM for Finance and Administration and OIC-General Manager  
 Date: 2021-10-30 10:13:47


Approved By:  
  
 BENJAMIN C. ABALOS, JR  
 Chairman, MMDA  
 Date: 2021-10-30 10:36:22


QUARTERLY REPORT OF REVENUE AND OTHER RECEIPTS  
As at the Quarter Ending September 30, 2021

Department : Allocations to Local Government Units  
Agency : Metropolitan Manila Development Authority  
Operating Unit : < not applicable >  
Organization Code (UACS) : 36 001 0000000  
Fund Cluster : 07 - Trust Receipts

Classification/Sources of Revenue and Other Receipts	UACS CODE	REVENUE TARGET (Annual) per BESF	Actual Revenue and Other Receipts Collections					Cumulative Remittance/Deposits to Date			Variance		Remarks
			1st Quarter Ending March 31	2nd Quarter Ending June 30	3rd Quarter Ending Sept. 30	4th Quarter Ending Dec. 31	Total	Remittance to BTr	Deposited with AGDB	TOTAL	Amount	%	
1	2	3	4	5	6	7	8=([6+(-)7]-8+9)	9	10	11=(9+10)	12=(8-3)	13=(12/3)	14
Trust Receipts		0.00	413,388,030.00	38,140,005.00	2,941,561.00	0.00	454,449,596.00	0.00	454,449,596.00	454,449,596.00	454,449,596.00	0 %	
Inter-Agency Transferred Funds (IATF) Deposited with the National Treasury		0.00	412,148,000.00	35,500,000.00	0.00	0.00	447,648,000.00	0.00	447,648,000.00	447,648,000.00	447,648,000.00	0 %	
DENR (Manila Bay Rehabilitation Program)		0.00	412,148,000.00	0.00	0.00	0.00	412,148,000.00	0.00	412,148,000.00	412,148,000.00	412,148,000.00	0 %	
Dangerous Drug Board (Information, Education and Communication)		0.00	0.00	500,000.00	0.00	0.00	500,000.00	0.00	500,000.00	500,000.00	500,000.00	0 %	
DOTR (EDSA Busway Project)		0.00	0.00	35,000,000.00	0.00	0.00	35,000,000.00	0.00	35,000,000.00	35,000,000.00	35,000,000.00	0 %	
Trust Receipts Deposited with Authorized Government Depository Banks (AGDB)		0.00	1,220,030.00	2,840,005.00	2,941,561.00	0.00	6,801,596.00	0.00	6,801,596.00	6,801,596.00	6,801,596.00	0 %	
Cash/Bond		0.00	50,000.00	0.00	1,876,006.00	0.00	1,926,006.00	0.00	1,926,006.00	1,926,006.00	1,926,006.00	0 %	
Bid Document		0.00	1,170,000.00	2,840,000.00	1,025,000.00	0.00	4,835,000.00	0.00	4,835,000.00	4,835,000.00	4,835,000.00	0 %	
Service Fee (Certification)		0.00	30.00	5.00	5.00	0.00	40.00	0.00	40.00	40.00	40.00	0 %	
Bid Bond		0.00	0.00	0.00	32,150.00	0.00	32,150.00	0.00	32,150.00	32,150.00	32,150.00	0 %	
Seminar Fee		0.00	0.00	0.00	8,400.00	0.00	8,400.00	0.00	8,400.00	8,400.00	8,400.00	0 %	
<b>TOTAL</b>		<b>0.00</b>	<b>413,388,030.00</b>	<b>38,140,005.00</b>	<b>2,941,561.00</b>	<b>0.00</b>	<b>454,449,596.00</b>	<b>0.00</b>	<b>454,449,596.00</b>	<b>454,449,596.00</b>	<b>454,449,596.00</b>	<b>0 %</b>	

Certified Correct:  
  
ANTONETTE F. ONGTANGCO  
OIC-Accounting Division  
Date: 2021-10-22 13:40:49

Recommending Approval:  
  
ATTY. ROMANDO S. ARTES, CPA  
AGM for Finance and Administration and OIC-General Manager  
Date: 2021-10-30 10:13:47

Approved By:  
  
BENJAMIN C. ABALOS, JR  
Chairman, MMDA  
Date: 2021-10-30 10:36:22