

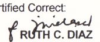
MONTHLY REPORT OF DISBURSEMENT
 Period Ended September 30, 2018
 Fund 101

Department/Agency : METROPOLITAN MANILA DEVELOPMENT AUTHORITY
 Agency :

| PARTICULAR | CURRENT YEAR BUDGET | | | | | PRIOR YEARS BUDGET | | | | | Sub TOTAL | TRUST LIABILITIES | | | GRAND TOTAL | | | | | | | | | | | | | |
|------------------------------|---------------------|----------------------|-----|-------|------------------------------|--------------------|--------------------------------|------------|------|-------------------|----------------------|----------------------|----------------------|----------------------|-----------------------|------|------|-------|---------------------|-----------------------|-----------|------|----------------------|------|------|-----------------------|------|--|
| | PS | MOOE | CO | TOTAL | prior years accounts payable | | current years accounts payable | | | TOTAL | | PS | CO | TOTAL | PS | MOOE | CO | TOTAL | | | | | | | | | | |
| | | | | | PS | MOOE | CO | Sub. Total | PS | | | | | | | | | | MOOE | CO | Sub Total | | | | | | | |
| (1) | (2) | (3) | (4) | (5) | (6) | (7) | (8) | (9) | (10) | (11) | (12) | (13) | (14) | (15) | (16) | (17) | (18) | (19) | (20) | (21) | (22) | (23) | (24) | (25) | (26) | (27) | (28) | |
| NOTICE OF CASH ALLOCATION | | | | | | | | | | | | | | | | | | | | | | | | | | | | |
| MDS Checks Issued | 2,280,261.84 | 69,701,642.36 | | | 71,981,904.20 | 455,265.27 | | | | 455,265.27 | 40,390,407.26 | 44,001,403.98 | 84,391,811.24 | 84,847,076.51 | 156,828,980.71 | | | | 2,280,261.84 | 110,547,314.89 | | | 44,001,403.98 | | | 156,828,980.71 | | |
| Advice to debit account | | | | | | | | | | | | | | | | | | | | | | | | | | | | |
| Tax Remittance Advice Issued | | 3,345,650.79 | | | 3,345,650.79 | | | | | | 1,204,296.64 | 2,244,097.29 | 3,448,393.93 | 3,448,393.93 | 6,794,044.72 | | | | | 4,549,947.43 | | | 2,244,097.29 | | | 6,794,044.72 | | |
| Cash Disbursement Ceiling | | | | | | | | | | | | | | | | | | | | | | | | | | | | |
| Non-Cash Availment Authority | | | | | | | | | | | | | | | | | | | | | | | | | | | | |
| Others | | | | | | | | | | | | | | | | | | | | | | | | | | | | |
| TOTAL | 2,280,261.84 | 73,047,293.15 | | | 75,327,554.99 | 455,265.27 | | | | 455,265.27 | 41,594,703.90 | 46,245,501.27 | 87,840,205.17 | 88,295,470.44 | 163,623,025.43 | | | | 2,280,261.84 | 115,097,262.32 | | | 46,245,501.27 | | | 163,623,025.43 | | |

Summary:

| | | | | | | | |
|--|------------------------|-------------------------|-----------------------|--|------------------------|-------------------------|-----------------------|
| Total Disbursement Authorized Received: | <u>Previous Report</u> | <u>This Month</u> | <u>As of Date</u> | | <u>Previous Report</u> | <u>This Month</u> | <u>As of Date</u> |
| NCA | 1,967,214,654.74 | 84,720.00 | 1,967,299,374.74 | | 1,967,214,654.74 | 84,720.00 | 1,967,299,374.74 |
| TRA | 83,301,079.26 | 6,794,044.72 | 90,095,123.98 | | (1,637,910,533.11) | (156,828,980.71) | (1,794,739,513.82) |
| Total Disbursement Authorities Available | 2,050,515,734.00 | 6,878,764.72 | 2,057,394,498.72 | | 329,304,121.63 | (156,744,260.71) | 172,559,860.92 |
| Less: Lapsed NCA | | | | | | | |
| Disbursement | (1,721,211,612.37) | (163,623,025.43) | (1,884,834,637.80) | | | | |
| Balance of Disbursement Authorities as of date | <u>329,304,121.63</u> | <u>(156,744,260.71)</u> | <u>172,559,860.92</u> | | | | |

Certified Correct

RUTH C. DIAZ
 Chief Accountant - Head of Accounting Unit

Approved By:

MARIA CAROLINA M. SALGADO
 Director III
 Finance Service


MONTHLY REPORT OF DISBURSEMENT
Period Ended August 31, 2018
Fund 101

Department/Agency METROPOLITAN MANILA DEVELOPMENT AUTHORITY
 Agency

| PARTICULAR (1) | CURRENT YEAR BUDGET | | | | | PRIOR YEARS BUDGET | | | | | | | | | | | Sub-TOTAL | | | TRUST LIABILITIES | | | GRAND TOTAL | | | | | | |
|------------------------------|---------------------|-----------------------|-----------|-----------------------|------------------------------|--------------------|-----------|--------------------|-----------------|--------------------------------|----------------------|--------------------|------------|--------------|----------------------|----------------------|----------------------|-----------------------|---------------|-------------------|--------------|---------------------|-----------------------|---------------|----------------------|-----------------------|------------|---------------|--|
| | PS (2) | MOOE (3) | CO (4) | TOTAL (5) | prior years accounts payable | | | | | current years accounts payable | | | | | | TOTAL (17) | PS (18) | CO (19) | TOTAL (20) | PS (23) | MOOE (24) | Fin. Exp. (25) | CO (26) | TOTAL (27) | | | | | |
| | | | | | PS (7) | MOOE (8) | CO (9) | Sub. Total (10) | PS (11) | MOOE (12) | CO (13) | Sub. Total (14) | PS (15) | MOOE (16) | CO (16) | | | | | | | | | | Sub. Total (16) | PS (21) | CO (22) | TOTAL (22) | |
| NOTICE OF CASH ALLOCATION | | | | | | | | | | | | | | | | | | | | | | | | | | | | | |
| MDS Checks Issued | 2,373,570.80 | 130,948,669.74 | | 133,322,240.54 | | | | | | | | | | | | | | | | | | | | | | | | | |
| Advice to debit account | | | | | | | | | | | | | | | | | | | | | | | | | | | | | |
| Tax Remittance Advice Issued | | 8,949,010.31 | | 8,949,010.31 | 1,481.49 | | | | 1,481.49 | | | | | | | | | | | | | | | | | | | | |
| Cash Disbursement Ceiling | | | | | | | | | | | | | | | | | | | | | | | | | | | | | |
| Non-Cash Availment Authority | | | | | | | | | | | | | | | | | | | | | | | | | | | | | |
| Others | | | | | | | | | | | | | | | | | | | | | | | | | | | | | |
| TOTAL | 2,373,570.80 | 139,897,680.05 | | 142,271,250.85 | 1,481.49 | | | | 1,481.49 | | 22,113,090.40 | | | | 22,675,015.14 | 44,788,105.54 | 44,789,587.03 | 187,060,837.88 | | | | 2,373,570.80 | 162,012,251.94 | | 22,675,015.14 | 187,060,837.88 | | | |
| Summary: | | | | | | | | | | | | | | | | | | | | | | | | | | | | | |

| | | | |
|---|------------------------|-------------------------|-----------------------|
| Total Disbursement Authorized Received: | <u>Previous Report</u> | <u>This Month</u> | <u>As of Date</u> |
| NCA | 1,967,214,654.74 | - | 1,967,214,654.74 |
| TRA | 69,954,083.92 | 13,346,995.34 | 83,301,079.26 |
| Total Disbursement Authorities Available | 2,037,168,738.66 | 13,346,995.34 | 2,050,515,734.00 |
| Less: Lapsed NCA | - | - | - |
| Disbursement | (1,534,150,774.49) | (187,060,837.88) | (1,721,211,612.37) |
| Balance of Disbursement Authorities as of to date | 503,017,964.17 | (173,713,842.54) | 329,304,121.63 |

| | | | |
|----------------------------|------------------------|-------------------------|-----------------------|
| | <u>Previous Report</u> | <u>This Month</u> | <u>As of Date</u> |
| Total Disbursement Program | 1,967,214,654.74 | - | 1,967,214,654.74 |
| Less: Actual Disbursement | (1,464,196,690.57) | (173,713,842.54) | (1,637,910,533.11) |
| (Over)/Underspending | 503,017,964.17 | (173,713,842.54) | 329,304,121.63 |

Certified Correct:

RUTH C. DIAZ
 Chief Accountant - Head of Accounting Unit

Approved By:

MARIA CAROLINA M. SALGADO
 Director III
 Finance Service

MONTHLY REPORT OF DISBURSEMENT
 Period Ended July 31, 2018
 Fund 101


Department/Agency : METROPOLITAN MANILA DEVELOPMENT AUTHORITY
 Agency

| PARTICULAR (1) | CURRENT YEAR BUDGET | | | | | PRIOR YEARS BUDGET | | | | | | | | | | Sub. TOTAL (18) | TRUST LIABILITIES | | | GRAND TOTAL | | | | | TOTAL (28) | | | | | | | | |
|------------------------------|---------------------|----------------|-----------|--------------|----------------|------------------------------|-------------|------------|--------------------|---------------|--------------------------------|--------------|---------------|-------------------|---------------|-----------------------|-------------------|------------|------------|---------------|--------------|----------------|--------------------|---------------|---------------|---------------|--|--|--|--|--|----------------|---|
| | PS (2) | MOOE (3) | CO (4) | TOTAL (5) | TOTAL (6) | prior years accounts payable | | | | | current years accounts payable | | | | | | TOTAL (17) | PS (19) | CO (20) | TOTAL (22) | PS (23) | MOOE (24) | Fin Exp (25) | CO (26) | | TOTAL (27) | | | | | | | |
| | | | | | | PS (7) | MOOE (8) | CO (9) | Sub. Total (10) | TOTAL (11) | PS (12) | MOOE (13) | CO (14) | Sub Total (15) | TOTAL (16) | | | | | | | | | | | | | | | | | | |
| NOTICE OF CASH ALLOCATION | | | | | | | | | | | | | | | | | | | | | | | | | | | | | | | | | |
| MDS Checks Issued | 2,610,698.69 | 114,648,336.00 | | | 117,259,034.69 | 23,865.51 | | | 23,865.51 | | 7,125,867.75 | | 59,680,688.60 | 66,806,556.35 | 66,830,421.86 | 184,089,456.55 | | | | | 2,610,698.69 | 121,798,069.26 | - | 59,680,688.60 | | | | | | | | 184,089,456.55 | |
| Advice to debit account | | | | | | | | | | | | | | | | | | | | | | | | | | | | | | | | | - |
| Tax Remittance Advice Issued | | 9,273,121.81 | | | 9,273,121.81 | 26,669.20 | | 549,364.38 | 576,033.58 | | 158,338.30 | | 3,451,423.24 | 3,609,761.54 | 4,185,795.12 | 13,458,916.93 | | | | | | 9,458,129.31 | - | 4,000,787.62 | | | | | | | | 13,458,916.93 | |
| Cash Disbursement Ceiling | | | | | | | | | | | | | | | | | | | | | | | | | | | | | | | | | |
| Non-Cash Availment Authority | | | | | | | | | | | | | | | | | | | | | | | | | | | | | | | | | |
| Others | | | | | | | | | | | | | | | | | | | | | | | | | | | | | | | | | |
| TOTAL | 2,610,698.69 | 123,921,457.81 | - | - | 126,532,156.50 | 50,534.71 | | 549,364.38 | 599,899.09 | - | 7,284,206.05 | | 63,132,111.84 | 70,416,317.89 | 71,016,216.98 | 197,548,373.48 | | | | | 2,610,698.69 | 131,256,198.57 | - | 63,681,476.22 | | | | | | | | 197,548,373.48 | |

Summary:

| Total Disbursement Authorized Received: | | Previous Report | This Month | As of Date |
|---|--|--------------------|------------------|--------------------|
| NCA | | 1,394,654,833.74 | 572,559,821.00 | 1,967,214,654.74 |
| TRA | | 56,495,166.99 | 13,458,916.93 | 69,954,083.92 |
| Total Disbursement Authorities Available | | 1,451,150,000.73 | 586,018,737.93 | 2,037,168,738.66 |
| Less: Lapsed NCA | | - | - | - |
| Disbursement | | (1,336,602,401.01) | (197,548,373.48) | (1,534,150,774.49) |
| Balance of Disbursement Authorities as of to date | | 114,547,599.72 | 388,470,364.45 | 503,017,964.17 |

| | Previous Report | This Month | As of Date |
|----------------------------|--------------------|------------------|--------------------|
| Total Disbursement Program | 1,394,654,833.74 | 572,559,821.00 | 1,967,214,654.74 |
| Less: Actual Disbursement | (1,280,107,234.02) | (184,089,456.55) | (1,464,196,690.57) |
| (Over)/Underspending | 114,547,599.72 | 388,470,364.45 | 503,017,964.17 |

Certified Correct:

RUTH C. DIAZ
 Chief Accountant - Head of Accounting Unit

Approved By:

MARIA CAROLINA M. SALGADO
 Director III
 Finance Service